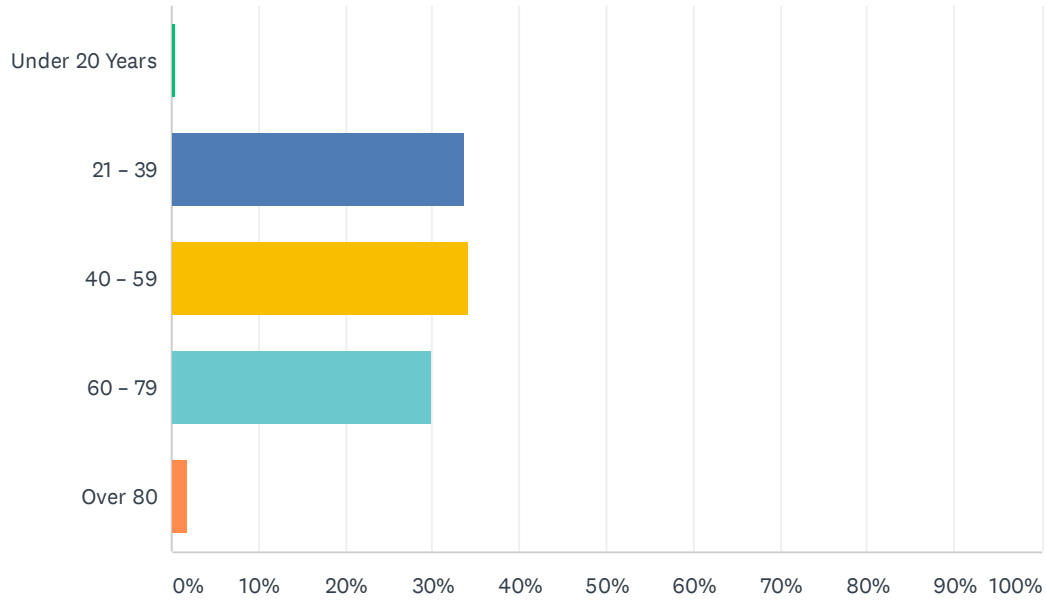


Q1 Your age range?

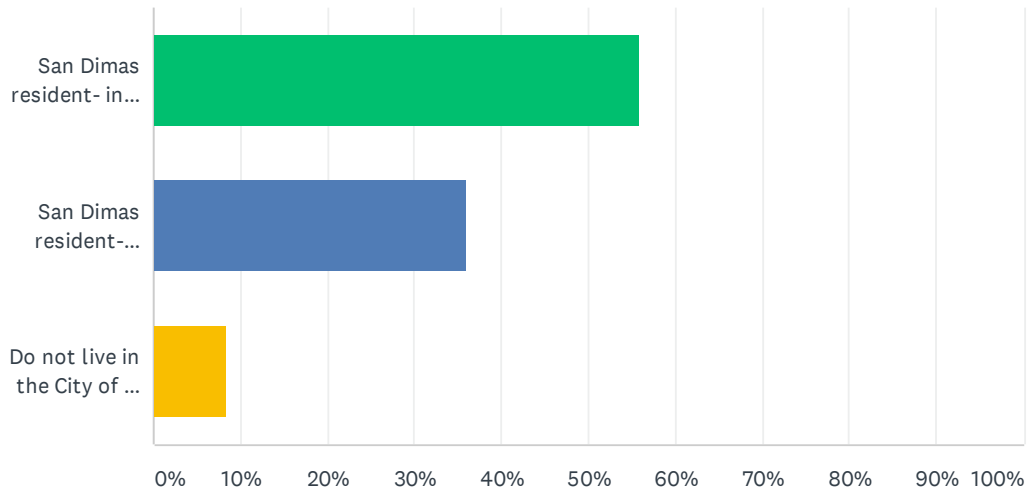
Answered: 217 Skipped: 1



ANSWER CHOICES	RESPONSES	
Under 20 Years	0.46%	1
21 - 39	33.64%	73
40 - 59	34.10%	74
60 - 79	29.95%	65
Over 80	1.84%	4
TOTAL		217

Q2 Where do you live?

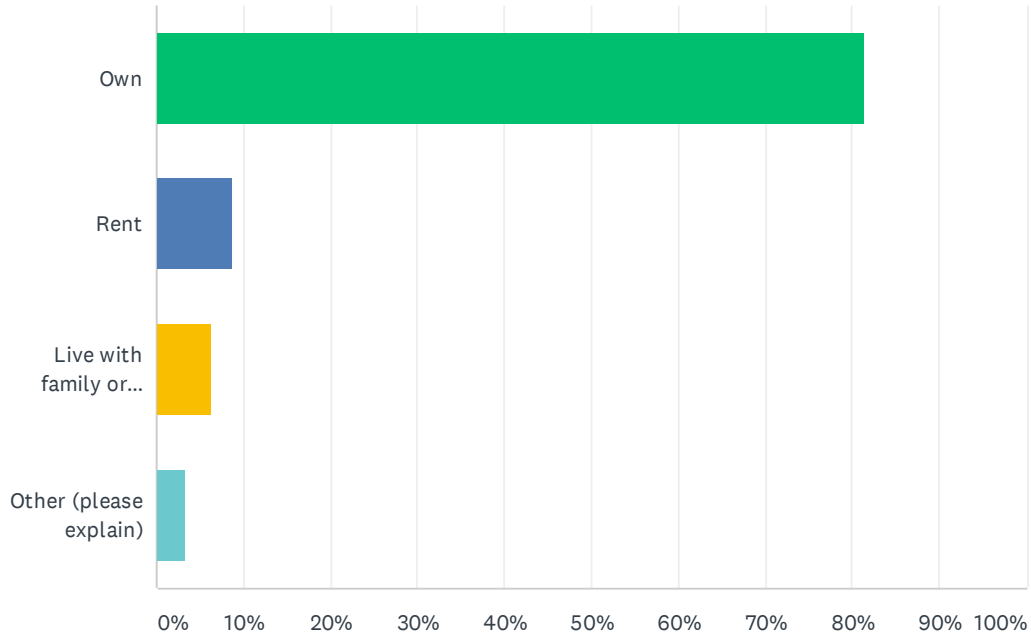
Answered: 217 Skipped: 1



ANSWER CHOICES	RESPONSES	
San Dimas resident- in Town Core	55.76%	121
San Dimas resident- outside of Town Core	35.94%	78
Do not live in the City of San Dimas	8.29%	18
TOTAL		217

Q3 If you live in San Dimas, what type of living situation best describes your circumstances?

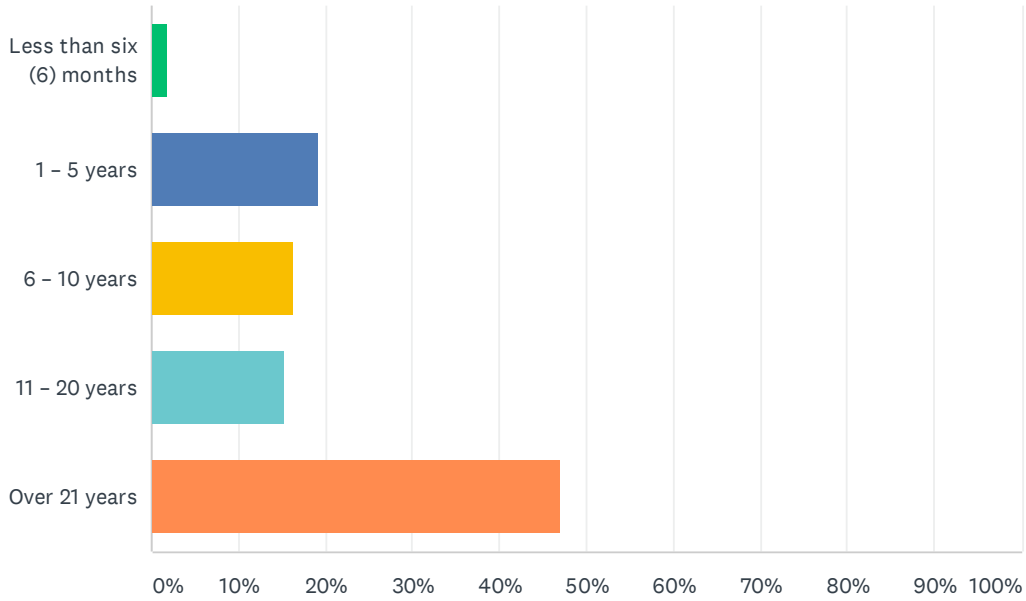
Answered: 205 Skipped: 13



ANSWER CHOICES	RESPONSES	
Own	81.46%	167
Rent	8.78%	18
Live with family or friends	6.34%	13
Other (please explain)	3.41%	7
TOTAL		205

Q4 How long have you been a resident of San Dimas?

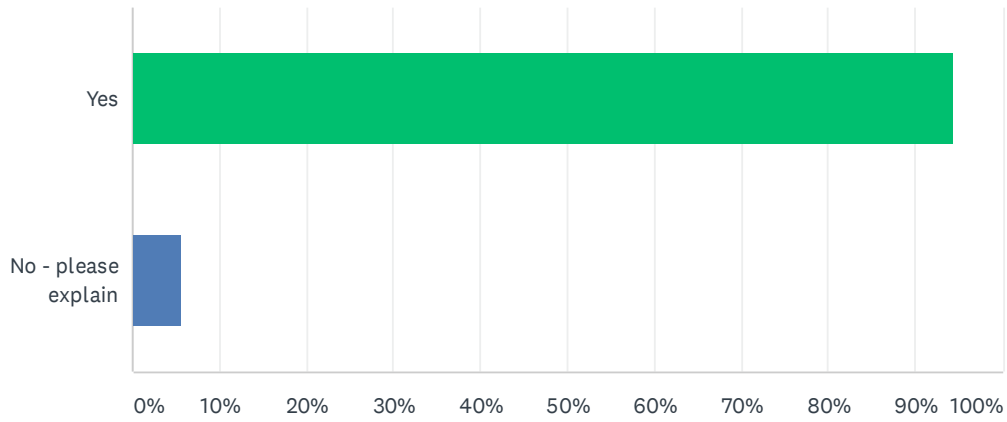
Answered: 202 Skipped: 16



ANSWER CHOICES	RESPONSES	
Less than six (6) months	1.98%	4
1 - 5 years	19.31%	39
6 - 10 years	16.34%	33
11 - 20 years	15.35%	31
Over 21 years	47.03%	95
TOTAL		202

Q5 Would you recommend San Dimas as a place to live?

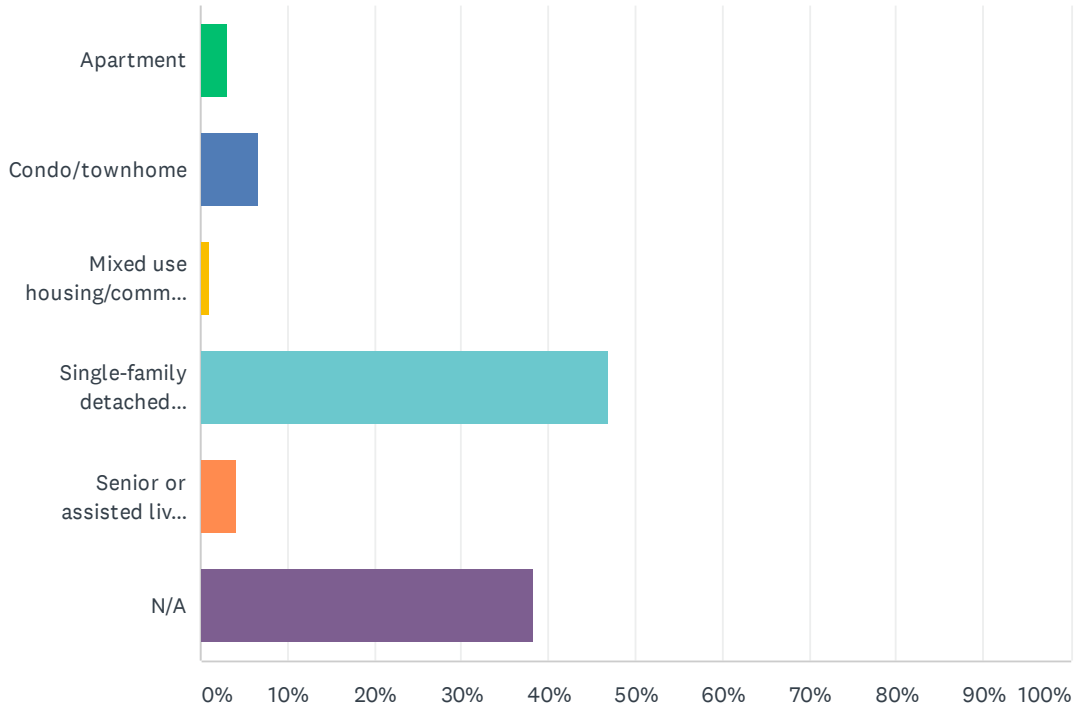
Answered: 211 Skipped: 7



ANSWER CHOICES	RESPONSES	
Yes	94.31%	199
No - please explain	5.69%	12
TOTAL		211

Q6 If you/family are planning on moving in the next few years it would be to a:

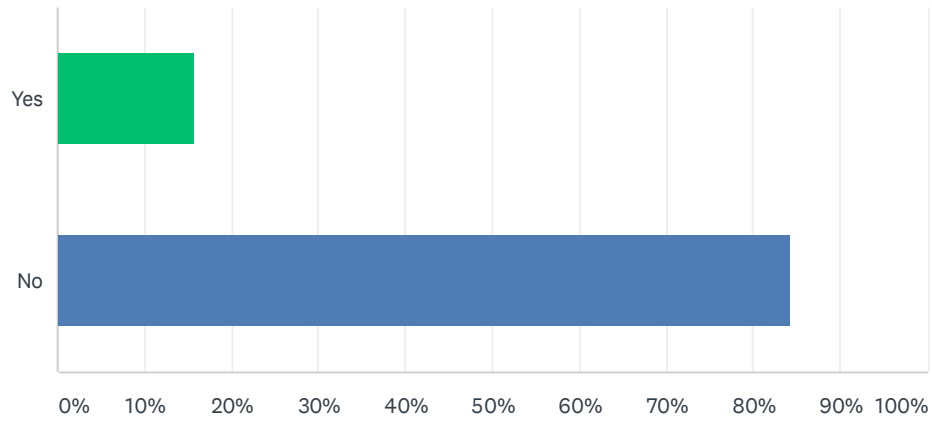
Answered: 196 Skipped: 22



ANSWER CHOICES	RESPONSES	
Apartment	3.06%	6
Condo/townhome	6.63%	13
Mixed use housing/commercial development	1.02%	2
Single-family detached residence	46.94%	92
Senior or assisted living facility	4.08%	8
N/A	38.27%	75
TOTAL		196

Q7 Do you own a business in San Dimas?

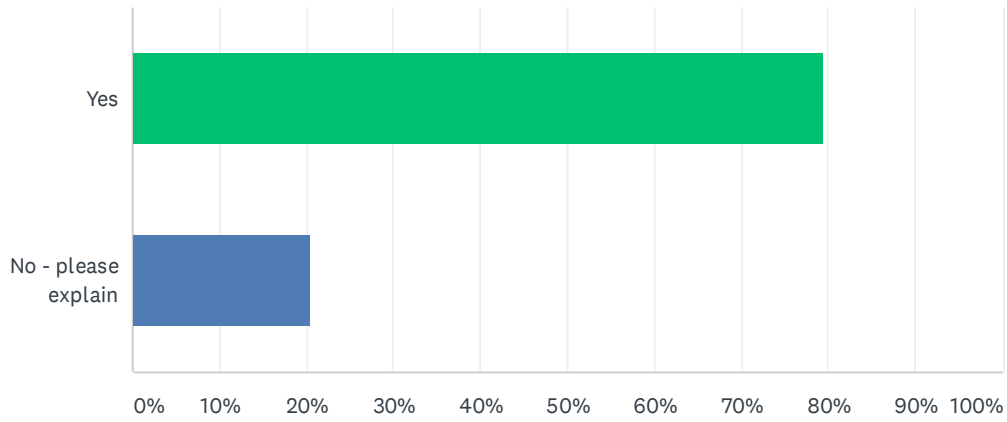
Answered: 217 Skipped: 1



ANSWER CHOICES	RESPONSES	
Yes	15.67%	34
No	84.33%	183
TOTAL		217

Q8 Would you recommend San Dimas as a place to do business?

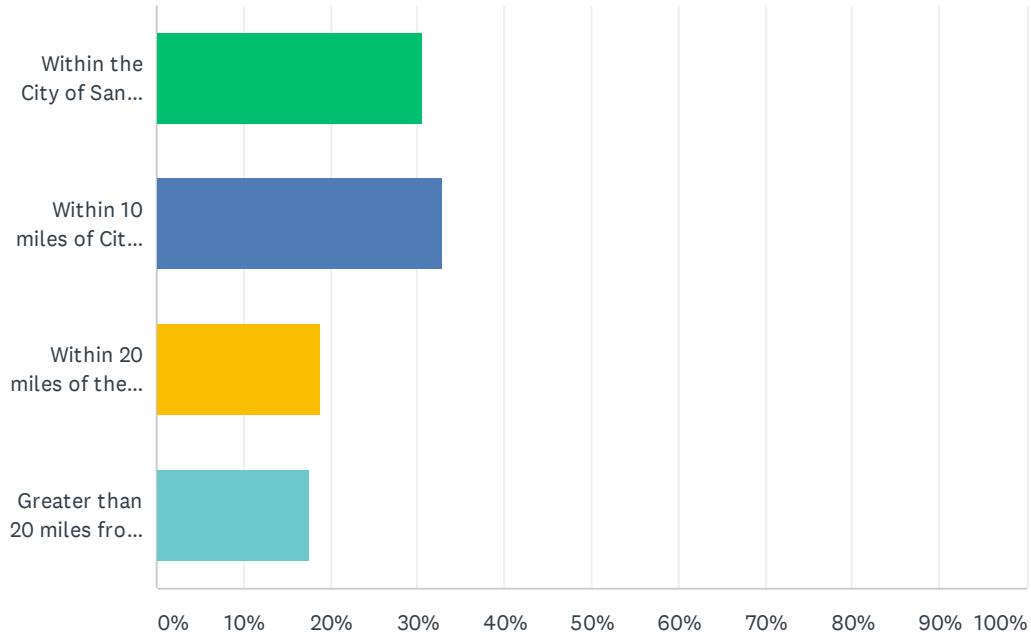
Answered: 200 Skipped: 18



ANSWER CHOICES	RESPONSES	
Yes	79.50%	159
No - please explain	20.50%	41
TOTAL		200

Q9 If employed, where do you work?

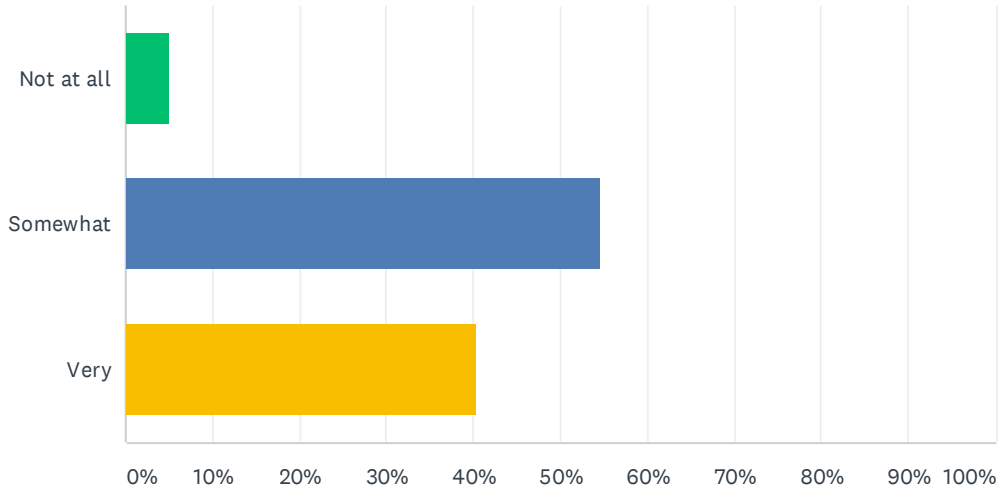
Answered: 170 Skipped: 48



ANSWER CHOICES	RESPONSES	
Within the City of San Dimas	30.59%	52
Within 10 miles of City of San Dimas	32.94%	56
Within 20 miles of the City of San Dimas	18.82%	32
Greater than 20 miles from the City of San Dimas	17.65%	30
TOTAL		170

Q10 How aware are you of the future development of the Metro Gold Line light rail station in San Dimas?

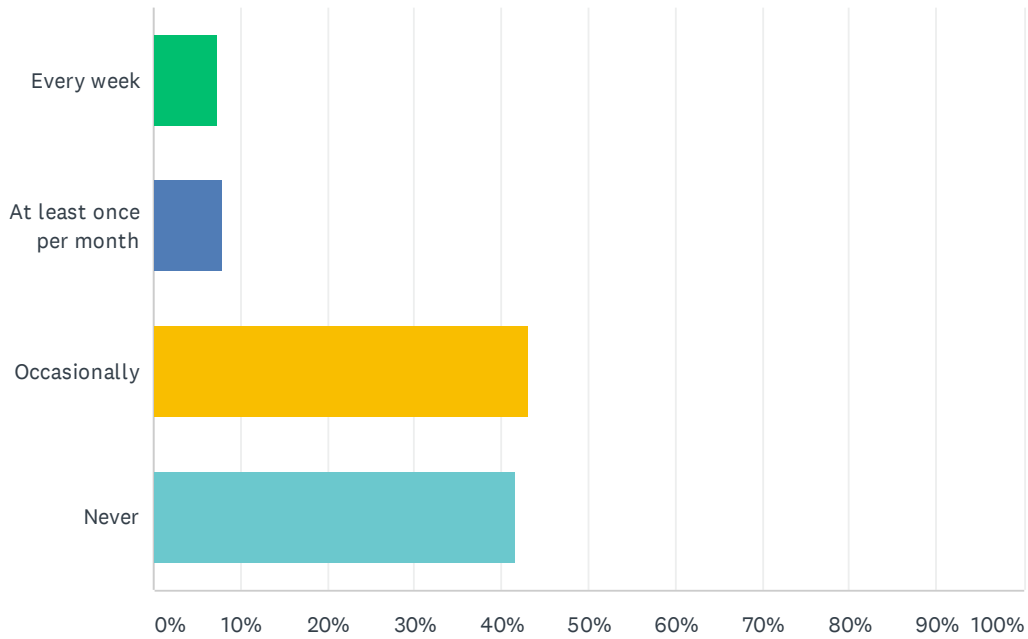
Answered: 216 Skipped: 2



ANSWER CHOICES		RESPONSES	
Not at all		5.09%	11
Somewhat		54.63%	118
Very		40.28%	87
TOTAL			216

Q11 How often do you interact with public transit currently?

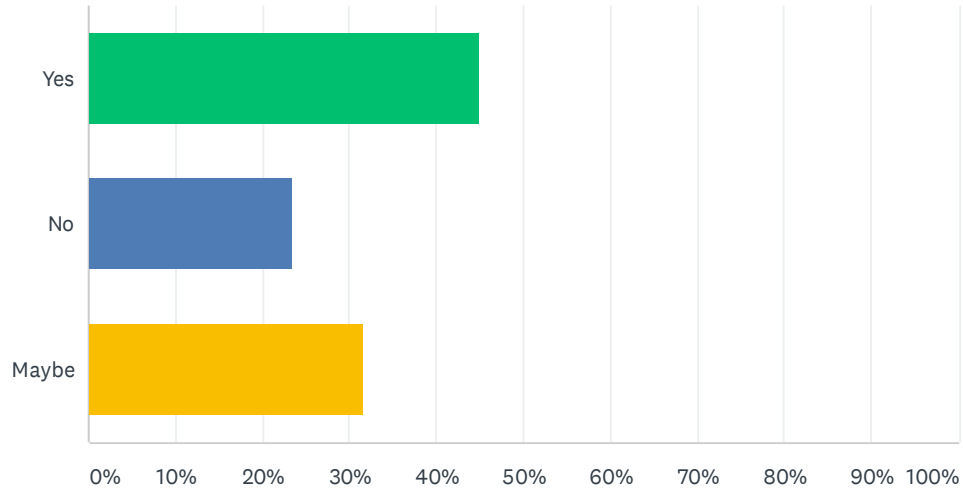
Answered: 216 Skipped: 2



ANSWER CHOICES	RESPONSES	
Every week	7.41%	16
At least once per month	7.87%	17
Occasionally	43.06%	93
Never	41.67%	90
TOTAL		216

Q12 Do you plan on using the future Gold Line rail station in San Dimas once in operation?

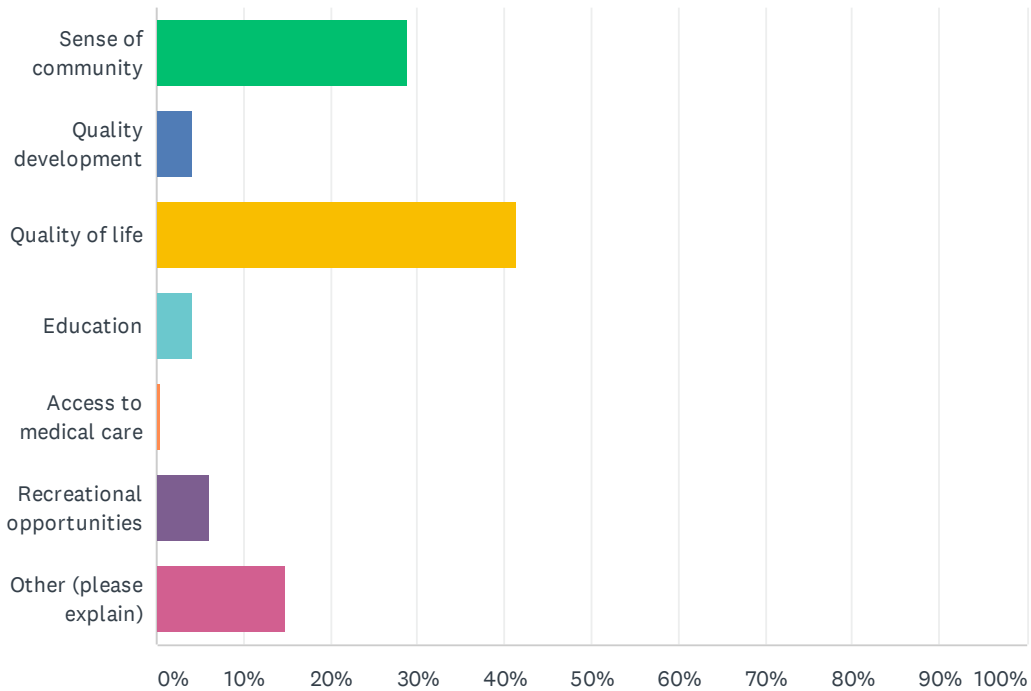
Answered: 218 Skipped: 0



ANSWER CHOICES	RESPONSES	
Yes	44.95%	98
No	23.39%	51
Maybe	31.65%	69
TOTAL		218

Q13 In your opinion, what is San Dimas' greatest asset?

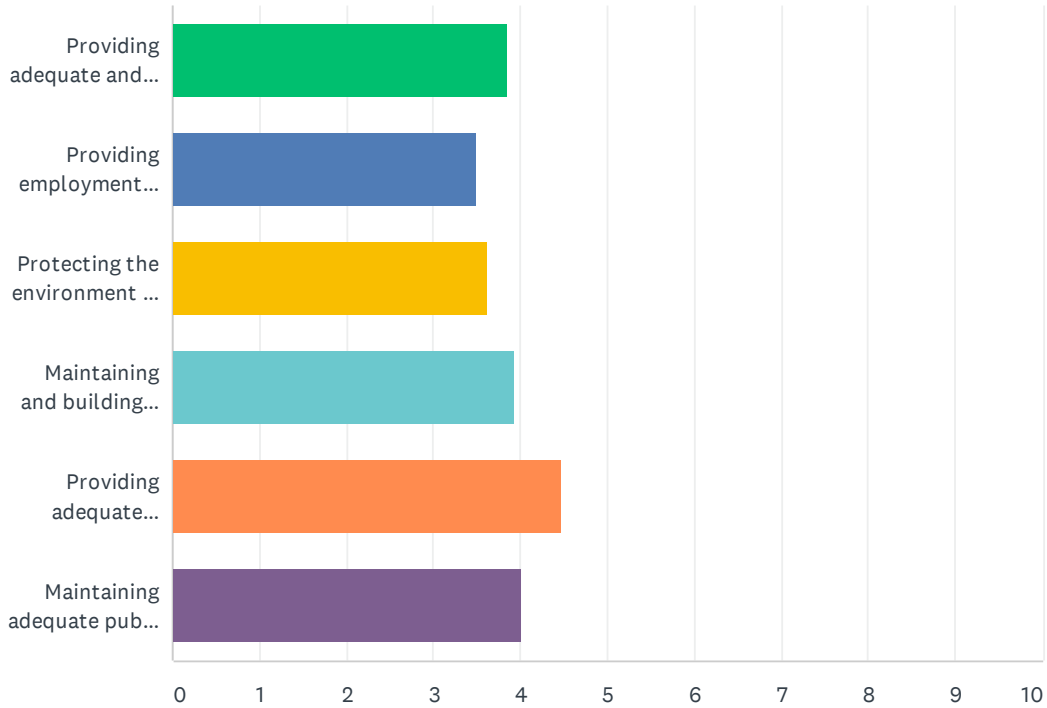
Answered: 215 Skipped: 3



ANSWER CHOICES	RESPONSES	
Sense of community	28.84%	62
Quality development	4.19%	9
Quality of life	41.40%	89
Education	4.19%	9
Access to medical care	0.47%	1
Recreational opportunities	6.05%	13
Other (please explain)	14.88%	32
TOTAL		215

Q14 When it comes to growth and development, which are San Dimas' greatest challenges? Please select your top 3 and rank in order of importance:

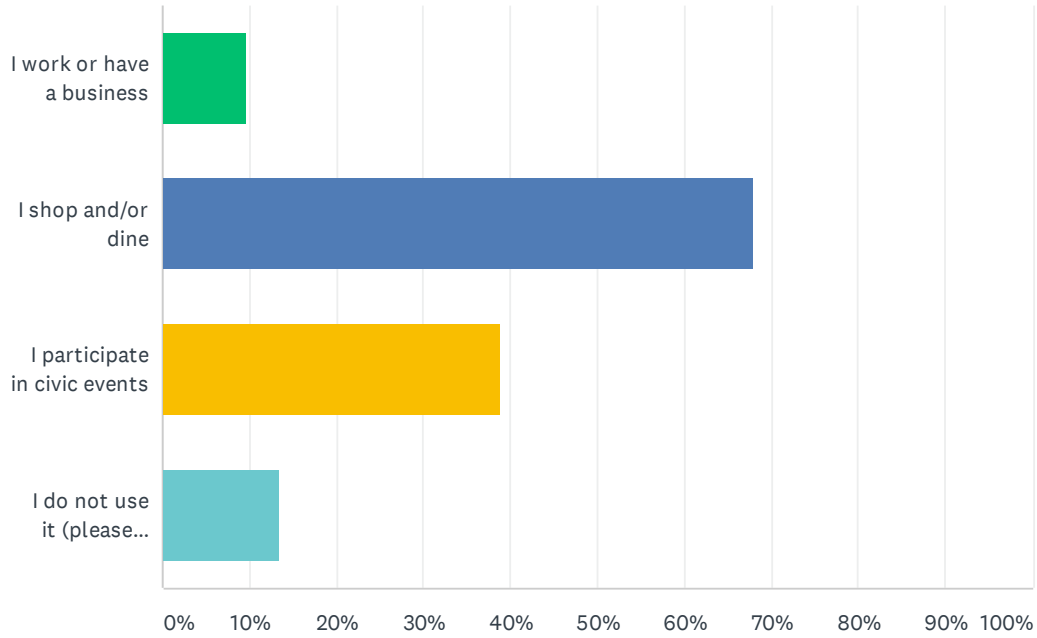
Answered: 214 Skipped: 4



	1	2	3	4	5	6	TOTAL	SCORE
Providing adequate and affordable housing	29.22% 45	19.48% 30	12.34% 19	6.49% 10	11.04% 17	21.43% 33	154	3.85
Providing employment opportunities	15.07% 22	17.12% 25	17.12% 25	17.12% 25	19.86% 29	13.70% 20	146	3.49
Protecting the environment and maximizing sustainability	16.56% 26	16.56% 26	19.75% 31	19.11% 30	15.92% 25	12.10% 19	157	3.62
Maintaining and building adequate infrastructure (i.e. streets, storm drains, sewer, etc.)	9.94% 17	24.56% 42	33.33% 57	18.71% 32	8.77% 15	4.68% 8	171	3.94
Providing adequate amenities (such as parks, education, medical services, shops, restaurants, entertainment, etc.)	29.57% 55	27.42% 51	23.12% 43	5.38% 10	10.22% 19	4.30% 8	186	4.48
Maintaining adequate public safety services (police, fire, etc.)	28.16% 49	20.69% 36	20.11% 35	5.17% 9	8.05% 14	17.82% 31	174	4.02

Q15 How do you currently utilize downtown San Dimas? (Select all that apply)

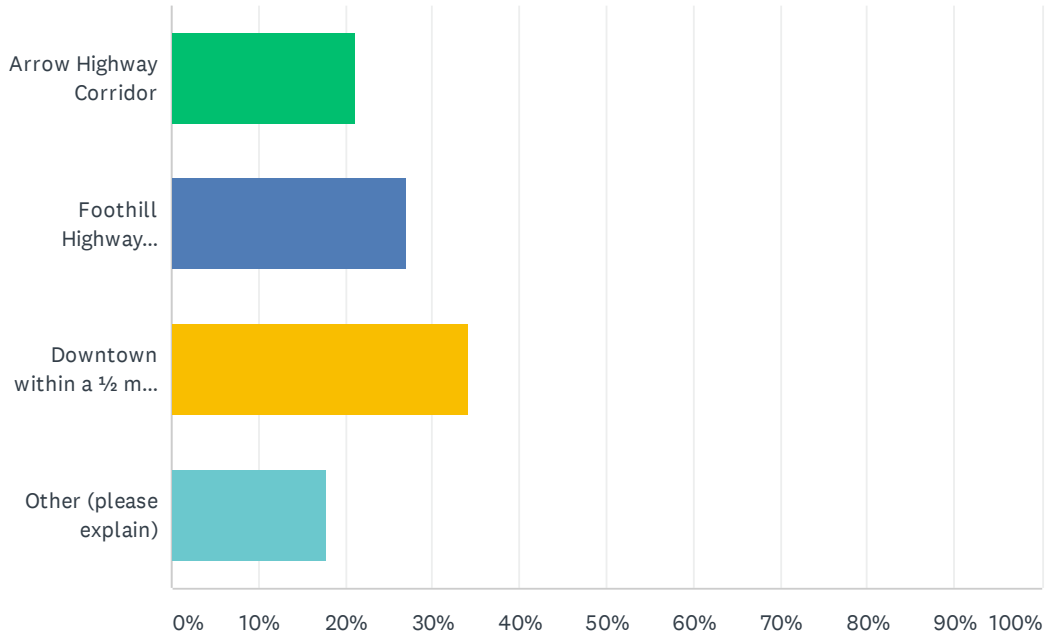
Answered: 216 Skipped: 2



ANSWER CHOICES	RESPONSES	
I work or have a business	9.72%	21
I shop and/or dine	68.06%	147
I participate in civic events	38.89%	84
I do not use it (please explain)	13.43%	29
Total Respondents: 216		

Q16 Where should new housing developments be located in the City?

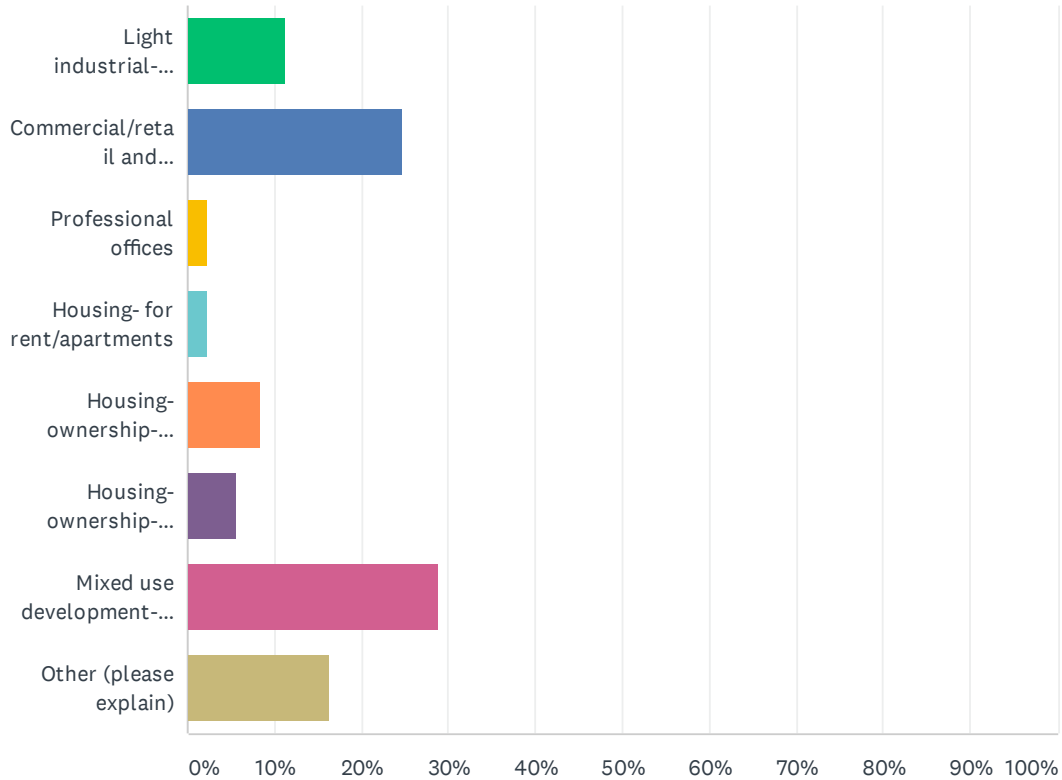
Answered: 208 Skipped: 10



ANSWER CHOICES	RESPONSES	
Arrow Highway Corridor	21.15%	44
Foothill Highway Corridor	26.92%	56
Downtown within a 1/2 mile radius from the future Gold Line rail Station	34.13%	71
Other (please explain)	17.79%	37
TOTAL		208

Q17 Which of the following land uses do you think would be most suitable for the 3 sites in the Specific Plan No. 23 study area?

Answered: 214 Skipped: 4



ANSWER CHOICES	RESPONSES	
Light industrial- manufacturing, compounding, warehousing, plating, welding, etc.	11.21%	24
Commercial/retail and restaurants	24.77%	53
Professional offices	2.34%	5
Housing- for rent/apartments	2.34%	5
Housing- ownership- single-family homes	8.41%	18
Housing- ownership- multi-family (condo/townhome type development)	5.61%	12
Mixed use development- housing in combination with commercial uses	28.97%	62
Other (please explain)	16.36%	35
TOTAL		214

Q18 If you would like to receive additional notices and/or information regarding the moratorium please provide an email or mailing address to contact you.

Answered: 101 Skipped: 117